

New Content Types

New Content Types



Reorganized Action Bar



Mashups

Mashups

- Pull data from third party apps



Search Results Powered by YouTube

Enter search information below. Click Go to view the results. The order of search results is determined by YouTube.

Search: All of the words Language:

Page 1 of 20

Displaying 1 to 10 of 275 items Sort by:

Don McMillan: Life After Death by PowerPoint
Duration: (4:25)
User: donmiller08 Added: 07/4/09
YouTube Rating: 4.90307 of 5 stars - 464 Video View Count: 181180
YouTube URL: <http://www.youtube.com/watch?v=6w0b6G223>
How NOT to do PowerPoint by Don McMillan, www.technicalfunny.com

Life After Death by Powerpoint 2010
Duration: (9:20)
User: donmiller08 Added: 11/9/09
YouTube Rating: 4.943205 of 5 stars - 492 Video View Count: 147470
YouTube URL: <http://www.youtube.com/watch?v=6GPTT7YU3s>
New & Expanded version of Don McMillan's 2008 YouTube hit "Life After Death by PowerPoint".



Course Files

Course Files

Select File or Folder [View List](#) [View Thumbnails](#)

The Content Collection provides central file storage for all content. Instructors can link to items anywhere in the Content Collection when creating content for this Course. When an instructor changes an item in the Content Collection, all links to the item reflect those changes. Using the links in the Control Panel, instructors can access the content in this Course, in all of the Instructor's Courses, in all of the Instructor's Organizations, or in all of the Courses in the Institution. [More Info](#)

[Upload](#) [Create Folder](#) [Setup Web Folder](#)

Select current directory (369 images)

<input type="checkbox"/>	File Type	Name	Edited	Size
<input type="checkbox"/>		course_copy.png	Dec 3, 2009 3:37:15 PM	9.00 KB
<input type="checkbox"/>		testDateReflections.png	Feb 25, 2010 11:58:54 AM	17.0 KB
<input type="checkbox"/>		testcopy.png	Dec 3, 2009 3:46:37 PM	67.9 KB

[Refresh](#)

- Basic content management
- Re-use content via linking
- Batch file/folder upload
- Drag and drop

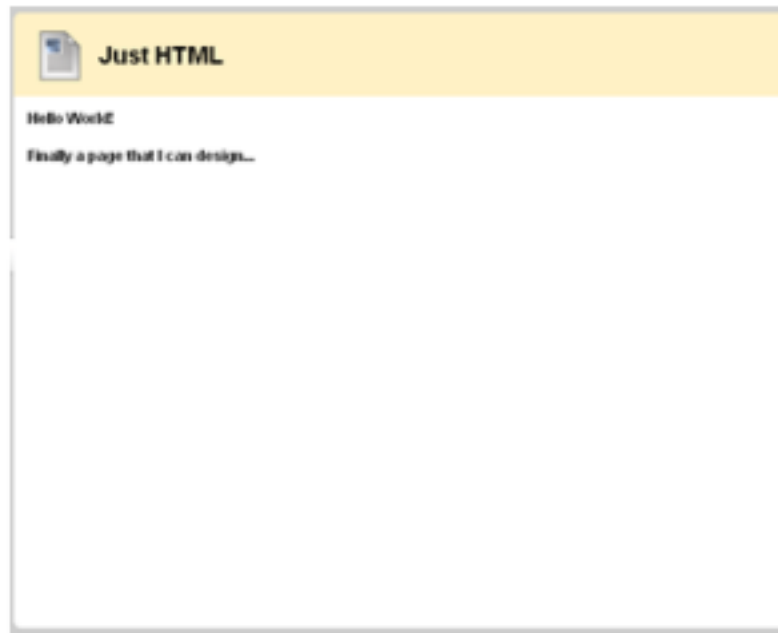
30



Blank Page

Blank Page

- Add HTML without Blackboard Structure



New Grade Center Options

New Grade Center Options

- Anonymous Grading
- Grade By Question Attempt
 - No need to open individual assessments
- Inline Grading of Blogs/Journals
 - Per student not per entry

Learning Modules

Learning Modules

- Table of Contents
- Content Folder Structure

The screenshot displays the Blackboard Learning Module interface. On the left is a 'Table of Contents' sidebar with a list of items: Welcome!, The Student Perspective, Introductions, Instructor View, Adding Initial Content, First Impressions, Lesson 1 Out, Enrichment, Journals, and Lesson 4 Reading Study. A red arrow points from the 'Table of Contents' text in a red-bordered box to the 'Lesson 1 Out' item in the sidebar. The main content area is titled 'Welcome!' and 'Welcome to Lesson 1: Introduction to Blackboard'. It includes a list of objectives under 'In this lesson you will:', a section 'But first...what is Blackboard?' with a bulleted list of features, and a 'Comments' button. The page number '25' is visible in the bottom left corner.

Table of Contents

Welcome!

Welcome to Lesson 1:
Introduction to Blackboard

In this lesson you will:

1. Get your feet wet by exploring this Blackboard classroom (or course site) and discovering how it works.
2. Use your instructor Control Panel to post information about yourself, make an announcement, and upload a link.

But first...what is Blackboard?

Blackboard is a managed and password-protected learning environment which is accessed via the Web. It is a comprehensive and integrated package which includes the following features:

- course development and management tools
- content management tools
- communication and collaboration tools
- assessment tools personalization tools

Click [»](#) above to continue.

You can jump to any page in this lesson by clicking on the [Comments](#) button.

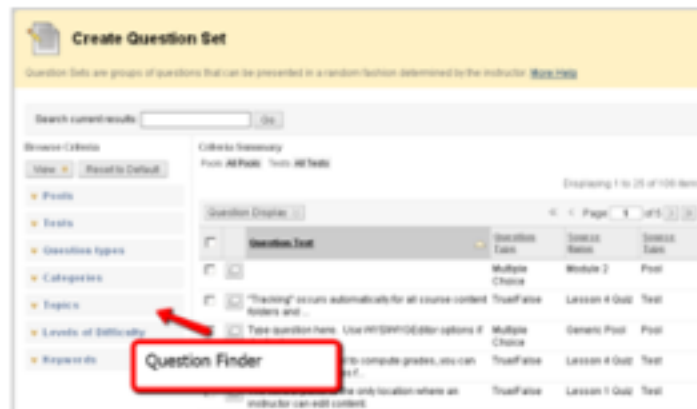
OK...now that we understand what we are dealing with, let's get started!

25



New Assessment Options

New Assessment Options



- Question Finder
- Link to Questions
- Question Sets
- Batch Deletion and Point Updates
- Copy Assessments


32



Assign Textbook

Assign Textbook

- Searchable database




Search for Textbook

Search for a textbook to add to your course. If you do not find what you are looking for, choose **Manual Entry Textbook** to enter information about a textbook.

Search	Keywords	Type	Currency	
ISBN	9780470055755	All	US Dollars USD\$	Go

Displaying 1 to 1 of 1 items Sort By: ISBN



Business Data Communications and Networking

Author: Jerry FitzGerald, Alan Dennis

ISBN: 978-0-470-05575-5

Publisher: John Wiley&Sons, Incorporated

Publication Date: January 9, 2009

Page Count: 608

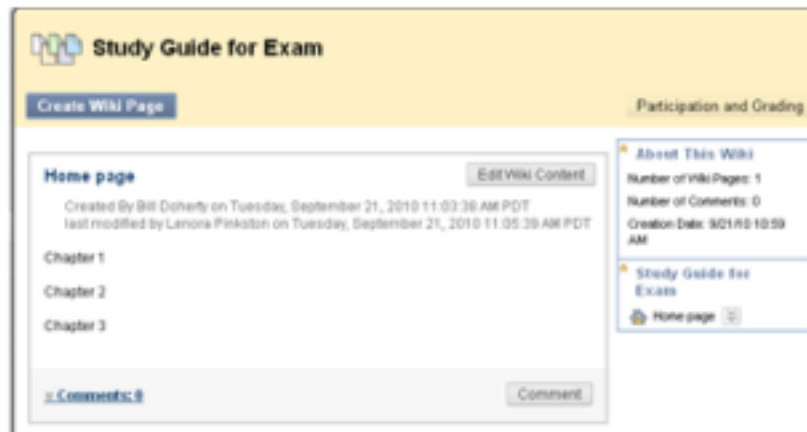
Binding: Trade Cloth

Price: **\$123.50**



Wikis for Collaboration

Wikis for Collaboration



- Course and Group wikis
- Versioning, History and participation
- Use same Visual Text Box Editor
- Inline Grading

Lesson Plans

Lesson Plans

- Structured unit with customizable sections
- Visibility Control

Edit Lesson Plan

A Lesson Plan is special content type that combines information about the lesson itself with the curriculum resources used to teach it. Default lesson plan sections include the instructional level, grade level, objectives, and subject area of the lesson. Additional sections can be added to the Lesson Plan, arranged to display in any order and optionally displayed to students.

[More Help](#)

Content Information Curriculum Resources

Add Lesson Plan Section

★ Indicates a required field

Cancel Save and Exit Save and Continue

1. Lesson Plan Information

★ Name

Color of Name

Description

Visual Editor is: ON

26

