
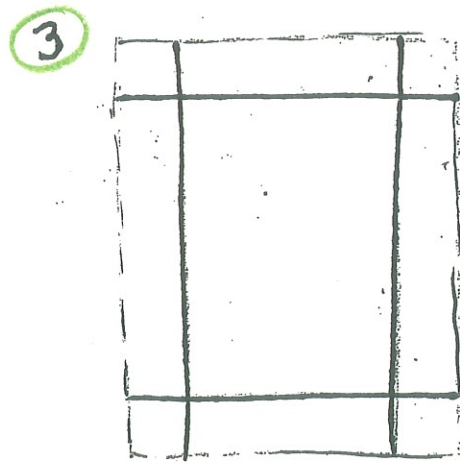


Find the block model pages near the back of your AGI lab manual.

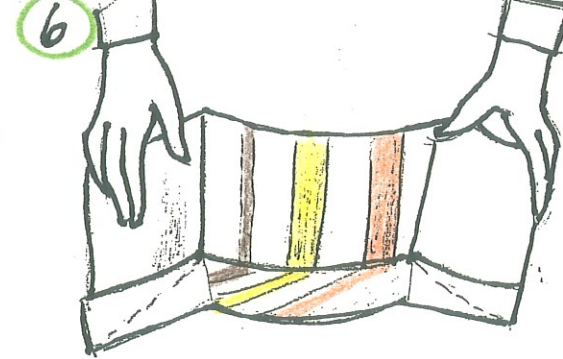
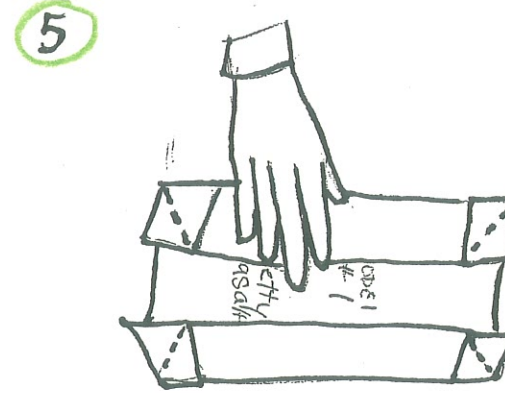



Tear out all six models **one at a time.**

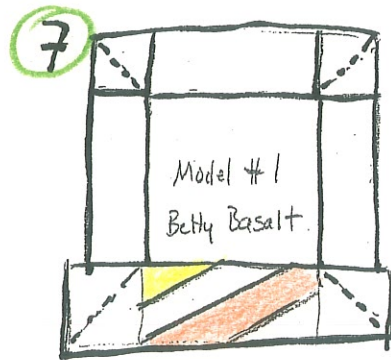
Flip over each one and label it with your name and the model number in ink **in the middle of the blank side** of the model.




Fold on black line the long way on each side.




Open out flat- colored side up.



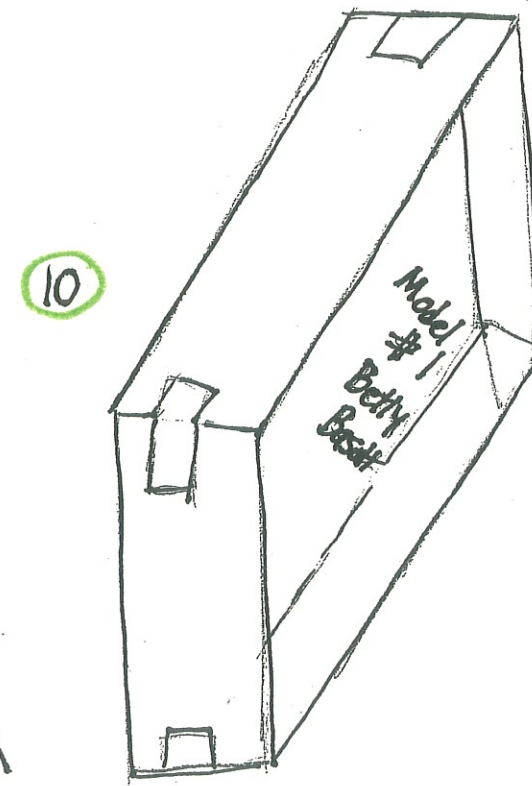
Fold on black line the short way on each side.




Fold each corner on dotted line.



Fold each corner inward and tape to form a 3-D box.



Use clear tape to secure each corner on the outside of the box.



Keep block models folded 3-D. **DO NOT flatten out.**

Drawn by Carol Edson